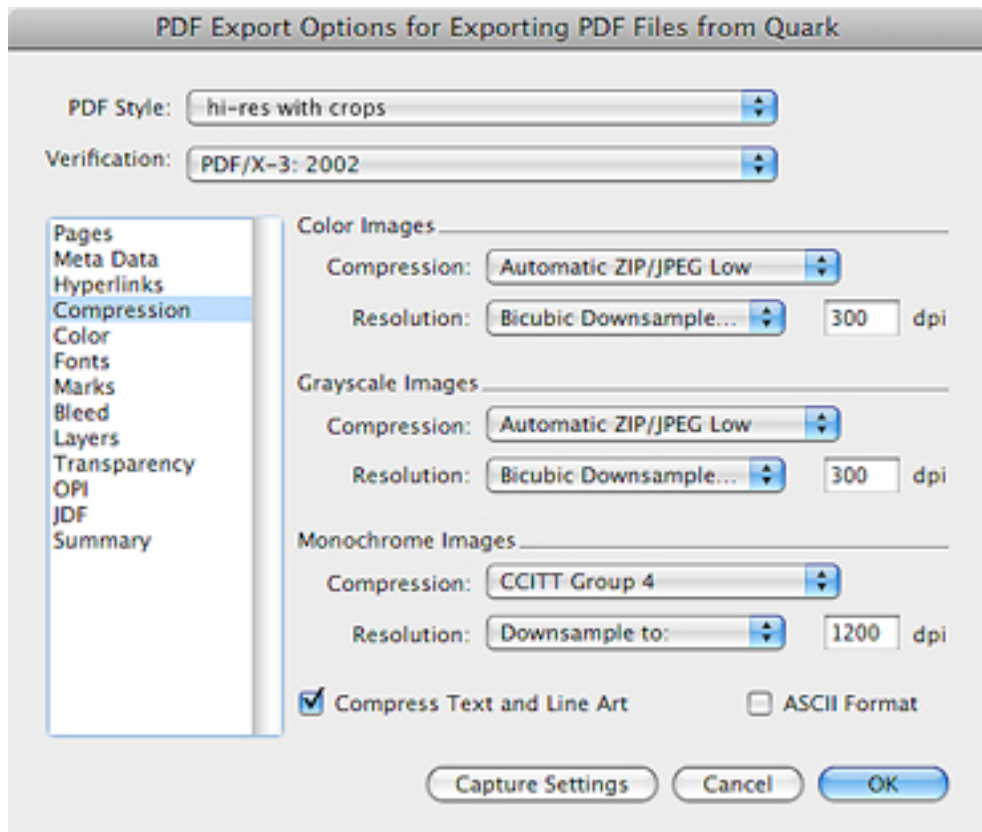


Exporting PDF files from Quark

Follow these screen captures and settings to export a high-resolution PDF for Printing Partners.



Verification: PDF/X-3:2002

Compression

Color Images

Compression: Automatic ZIP/JPEG Low
Resolution: Bicubic Downsample to 300 dpi

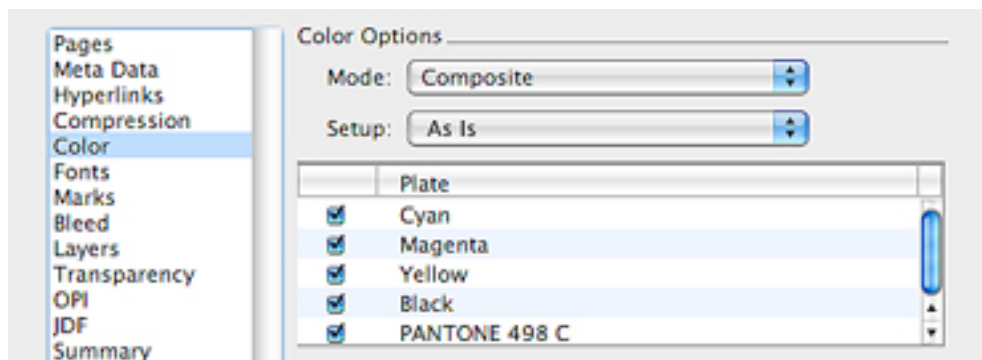
Grayscale Images

Compression: Automatic ZIP/JPEG Low
Resolution: Bicubic Downsample to 300 dpi

Monochrome Images

Compression: CCITT Group 4
Resolution: Downsample to 1200 dpi

Compress Text and Line Art: Yes

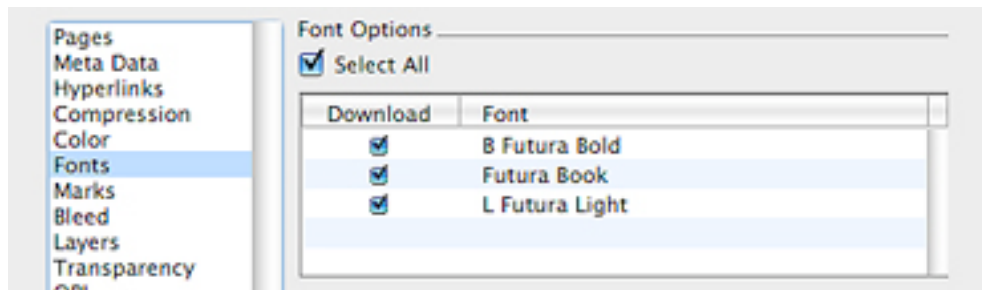


Color

Color Options

Mode: Composite
Setup: As Is

Select or deselect the plates needed.



Fonts

Font Options

Select All: Yes

Download all fonts to embed fonts



Registration Marks Options

Pages
Meta Data
Hyperlinks
Compression
Color
Fonts
Marks
Bleed
Layers
Transparency
OPI
JDF
Summary

Mode:

Width:

Length:

Offset:

Include Bleed Marks

Marks

Registration Marks Options

Mode: Centered
Width: 0.003 in
Length: 0.194 in
Offset: 0.166 in

Bleed Options

Pages
Meta Data
Hyperlinks
Compression
Color
Fonts
Marks
Bleed
Layers
Transparency
OPI
JDF
Summary

Bleed Type:

Amount: Left:

Bottom: Right:

Clip at Bleed Edge

Bleed

Bleed Options

Bleed Type: Symmetric
Amount: 0.125 in

Clip at Bleed Edge: Yes

Transparency Rendering Options

Pages
Meta Data
Hyperlinks
Compression
Color
Fonts
Marks
Bleed
Layers
Transparency
OPI
JDF
Summary

Item	Resolution		
Vector Images	300	↕	dpi
Blends	300	↕	dpi
Drop Shadows	150	↕	dpi

Upsample Rotations
To dpi for images less than dpi

Ignore Transparency Flattening

Transparency

Transparency Rendering Options

Vector Images 300 dpi
Blends 300 dpi
Drop Shadows 150 dpi

Upsample Rotations: Yes

To 300 dpi for images less than 225 dpi